

## Network cable - NBC-MSD/ 2,0-93E/FSD SCO US - 1406129


Please be informed that the data shown in this PDF Document is generated from our Online Catalog. Please find the complete data in the user's documentation. Our General Terms of Use for Downloads are valid (<http://download.phoenixcontact.com>)



Network cable, Ethernet, 4-position, PUR halogen-free, water blue RAL 5021, shielded, Plug Straight M12 SPEEDCON / IP67, Coding: D, on Socket Straight M12 SPEEDCON / IP67, Coding: D, Cable length: 2 m



### Key commercial data

Packing unit	1 PCE
GTIN	 4 046356 799201
Custom tariff number	85444210
Country of origin	GERMANY

### Technical data

#### Dimensions

Length of cable	2 m
-----------------	-----

#### Ambient conditions

Degree of protection	IP65
	IP67

#### General data

Rated current at 40°C	4 A
Rated voltage	250 V
Number of positions	4
Signal type/category	Ethernet CAT5 (IEC 11801:2002)
	Ethernet CAT5e (TIA 568B:2001)
Standards/regulations	M12 plug-in connector IEC 61076-2-101

#### Characteristics head 1

## Network cable - NBC-MSD/ 2,0-93E/FSD SCO US - 1406129

### Technical data

#### Characteristics head 1

Head design	Plug Straight M12 SPEEDCON / IP67
Coding	D (Data)

#### Characteristics head 2

Head design	Socket Straight M12 SPEEDCON / IP67
Coding	D (Data)

#### Line characteristics

Cable type	Ethernet
Cable type (abbreviation)	93E
UL AWM style	20963 (80°C/30 V)
Signal type/category	Ethernet CAT5 (IEC 11801:2002)
	Ethernet CAT5e (TIA 568B:2001)
Cable structure	2x2xAWG26/7; SF/UTP
Conductor cross section	2x 2x 0.14 mm <sup>2</sup>
AWG signal line	26
Conductor structure signal line	7x 0.16 mm
Core diameter including insulation	0.98 mm
Wire colors	white/orange-orange, white/green-green
Twisted pairs	2 cores to the pair
Overall twist	Two pairs with two fillers to the core
Shielding	Aluminum-coated foil, tinned copper braided shield
Optical shield covering	70 %
External sheath, color	water blue RAL 5021
External cable diameter D	6.4 mm ± 0.2 mm
Minimum bending radius, fixed installation	4 x D
Minimum bending radius, flexible installation	8 x D
Tensile strength short-term/long-term	≤ 80N
Cable weight	42 kg/km
Outer sheath, material	PUR
Material conductor insulation	Foamed PE
Conductor material	Bare Cu litz wires
Insulation resistance	≥ 500 MΩ*km (at 20 °C)
Conductor resistance	≤ 290 Ω/km (at 20 °C)
Working capacitance	45 nF (At 1 kHz)
Wave impedance	100 Ω ± 5 Ω (At 100 MHz)
Signal runtime	5.3 ns/m
Nominal voltage, cabel	≤ 100 V

## Network cable - NBC-MSD/ 2,0-93E/FSD SCO US - 1406129

### Technical data

#### Line characteristics

	300 V (Outer cable sheath)
Test voltage Core/Core	700 V (50 Hz, 1 min.)
Test voltage Core/Shield	700 V (50 Hz, 1 min.)
Flame resistance	IEC 60332-1-2
Halogen-free	According to IEC 60754-1
Resistance to oil	in accordance with DIN EN 60811-2-1
Ambient temperature (operation)	-40 °C ... 80 °C (cable, fixed installation)
	-20 °C ... 80 °C (cable, flexible installation)
Ambient temperature (installation)	-20 °C ... 80 °C
Ambient temperature (storage/transport)	-20 °C ... 80 °C

### Classifications

#### ETIM

ETIM 3.0	EC001855
ETIM 4.0	EC001855
ETIM 5.0	EC001855

#### UNSPSC

UNSPSC 11	31251501
UNSPSC 12.01	31251501
UNSPSC 13.2	31251501
UNSPSC 6.01	31251501
UNSPSC 7.0901	31251501

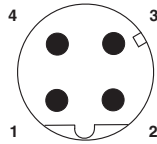
#### eCl@ss

eCl@ss 4.0	27060306
eCl@ss 4.1	27060306
eCl@ss 5.0	27061801
eCl@ss 5.1	27061801
eCl@ss 6.0	27061801
eCl@ss 7.0	27061801

### Drawings

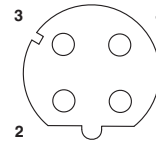
# Network cable - NBC-MSD/ 2,0-93E/FSD SCO US - 1406129

Schematic diagram



Pin assignment M12 male connector, 4-pos., D-coded, male side

Schematic diagram



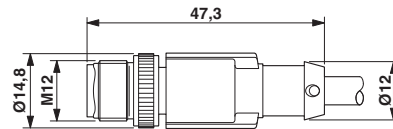
Pin assignment M12 socket, 4-pos., D-coded, female side

Cable cross section



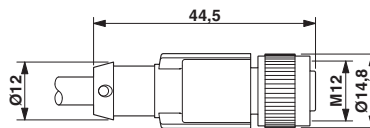
Ethernet [93E]

Dimensioned drawing



Plug, M12 x 1, straight, shielded

Dimensioned drawing



M12 x 1 socket, straight, shielded

# Network cable - NBC-MSD/ 2,0-93E/FSD SCO US - 1406129

Circuit diagram

